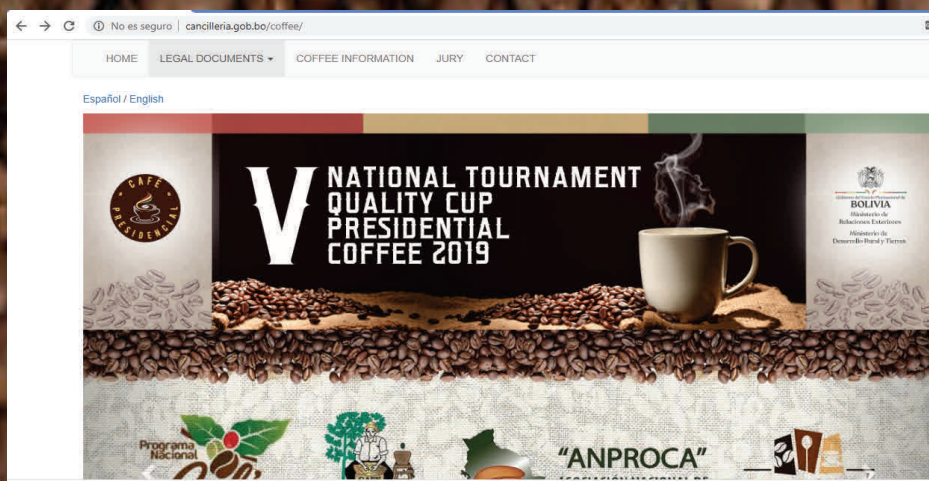
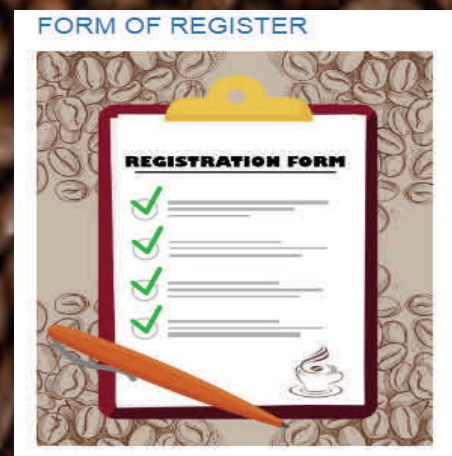


# REGISTRATION GUIDE

**STEP 1: GO TO [www.cancilleria.gob.bo/coffee](http://www.cancilleria.gob.bo/coffee)**



**STEP 2: Slide to Registration form**



V NATIONAL TOURNAMENT QUALITY RATE PRESIDENTIAL  
COFFEE 2019

\* Razón social:

\* País:  
[Elija una opción] ▼

\* Dirección:

\* Representante:

\* Teléfono:  \* Correo electrónico:

SNB

**STEP 3: Fill the following form with your personal info**


# STEP #4: You'll receive an e-mail with the user-

The screenshot shows a web browser window with the URL `ree.gob.bo/PortalExterno/Login?returnurl=%2fportalexterno`. The page has a header with 'Iniciar' and a search icon. Below the header, there are two tabs: 'Estándar' and 'Portal MRE'. The 'Portal MRE' tab is active, showing a login form with the following elements:

- Labels: 'Nombre de usuario:' and 'Contraseña:'
- Input fields: Two text boxes for entering the username and password.
- Buttons: 'Iniciar' (blue), 'Cancelar' (grey), and 'Reiniciar contraseña' (grey).

At the bottom of the page, there is a footer with 'Copyright 2020 Ministerio de Relaciones Exteriores' and 'Términos de uso | Política de privacidad'.

name and the password



A close-up screenshot of the login form from the previous image. It shows the labels 'Nombre de usuario:' and 'Contraseña:', the input fields, and the 'Iniciar', 'Cancelar', and 'Reiniciar contraseña' buttons.

STEP #5: go back to the main auction page and get into "Access to the auction platform" button